



07/05/2021



NSPCC NUMBER DAY

Friday 7th May


We would like to thank everyone who raised money, donated and dressed up in support of the NSPCC. At the time of writing, we have raised nearly £300. This money will be used to help the NSPCC protect the children today and prevent abuse tomorrow.

The NSPCC needs our support more than ever. By raising money, we can help to fund their vital services such as Childline – the helpline that’s always there for children and young people whatever their problem or concern.

This was our first time asking parents to donate via Parent Pay, we were pleased with its ease of use. All of your contributions add up.



What are the PANTS rule?



Privates are private.

Your underwear covers up your private parts and no one should ask to see or touch them. Sometimes a doctor, nurse or family members might have to. But they should always explain why, and ask you if it's OK first.

Always remember your body belongs to you.

Your body belongs to you. No one should ever make you do things that make you feel embarrassed or uncomfortable. If someone asks to see or tries to touch you underneath your underwear say 'NO' – and tell someone you trust and like to speak to.

No means no.

No means no and you always have the right to say 'no' – even to a family member or someone you love. You're in control of your body and the most important thing is how YOU feel. If you want to say 'No', it's your choice.

Talk about secrets that upset you.

There are good and bad secrets. Good secrets can be things like surprise parties or presents for other people. Bad secrets make you feel sad, worried or frightened. You should tell an adult you trust about a bad secret straight away.

Speak up, someone can help.

Talk about stuff that makes you worried or upset. If you ever feel sad, anxious or frightened you should talk to an adult you trust. This doesn't have to be a family member. It can also be a teacher or a friend's parent – or even [Childline](#).

You can find out more about the NSPCC's work at [nspcc.org.uk](https://www.nspcc.org.uk)

A parents guide to help you talk about the PANTS rule can be found [here](#)

Milk: EYFS



EYFS pupils (Nursery and Reception) who are aged under 5 are eligible for free school milk.

If your child is over 5, then you will need to register at [coolmilk.com](https://www.coolmilk.com).

Free training for parents provided Hillingdon's Children's Integrated Therapy Services.



What is OT?

Monday 17th May

16.00-17.00

(OT)

Join Zoom Meeting

<https://us02web.zoom.us/j/85123471922?pwd=N2MxOEplTHRGY0o0Umd2WFFKZ1JLUT09>

Meeting ID: 851 2347 1922

Passcode: gSr18t

Speech sounds (SLT)

Monday 17th May

16.00-17.00

2 sessions will run at the same time:

1. School age

Join Zoom Meeting

<https://zoom.us/j/93903578368?pwd=c1VNTHY4aXYrNmJemVIZ2pDRm1WUT09>

Meeting ID: 939 0357 8368

Passcode: p5RRft

2. Pre-school

Join Zoom Meeting

<https://zoom.us/j/99642696989?pwd=eIUrVEI2Uko0ZlAvTnU2UnJVZWxwdz09>

Meeting ID: 996 4269 6989

Passcode: 1F2uRe

Developing a Communication Rich Environment – for Early Years and Foundation stage (SLT)

Tuesday 18th May

16.00-17.00

Join Zoom Meeting

<https://us02web.zoom.us/j/88234863372?pwd=RzhoRFF1L0hyNy84akx6VGo4cVA0dz09>

Meeting ID: 882 3486 3372

Passcode: Language

Sensory Processing abilities in children (OT)

Wednesday 19th May

16.00-17.00

Join Zoom Meeting

<https://us02web.zoom.us/j/86391273108?pwd=SE9lVnBVWGY1Mnk1WjRFYUY1VW9udz09>

Meeting ID: 863 9127 3108

Passcode: sensory

Handwriting

Thursday 20th May

16.00-17.00

Join Zoom Meeting

<https://us02web.zoom.us/j/2881991051?pwd=c09QMGpiME5scVZySOVYcVJiMFZRUT09>

Meeting ID: 288 199 1051

Password: 12345

Stammering (SLT)

Friday 21st May

16.00-17.00

2 sessions will run at the same time:

1. School age

Join Zoom Meeting

<https://zoom.us/j/92775314301?pwd=dGUrdHBFZ3d0cGo2MUw5RkVYRjRUZz09>

Meeting ID: 927 7531 4301

Passcode: 688HsD

2. Early Years

Join Zoom Meeting <https://zoom.us/j/99654856444?pwd=QnBUS3hzOE9YdlZkZWROVORkTmVEdz09>

Meeting ID: 996 5485 6444

Passcode: 0UHMCN

What is physio and when to refer? (school age)

Monday 24th May

16.00-17.00

Join Zoom Meeting

<https://us02web.zoom.us/j/85926353433?pwd=Vjlrais0T2JTUIvRERLK1R3eFVYUT09>

Meeting ID: 859 2635 3433

Passcode: 9ZZZZZ

Why children don't eat? (OT)

Tuesday 25th May

16.00-17.00

Join Zoom Meeting

<https://us02web.zoom.us/j/2881991051?pwd=c09QMGpiME5scVZyS0VYcVJiMFZRUT09>

Meeting ID: 288 199 1051

Password: 12345

What is Cerebral Palsy?

Wednesday 26th May

16.00-17.00

(physio)

Join Zoom Meeting

<https://us02web.zoom.us/j/82893788392?pwd=T0xRQ2d0RjkydmNySWZYZ1NXy3FhQT09>

Meeting ID: 828 9378 8392

Passcode: 3xr2cM

Disability and physical activity

Thursday 27th May

16.00-17.00

(Physio)

Join Zoom Meeting

<https://zoom.us/j/98425816853?pwd=aUp4bE13VExBcFlhQUpNVkE5cDNwUT09>

Meeting ID: 984 2581 6853

Passcode: 9ZZZZZ

Selective Mutism – What is it and how can I help? (SLT)

Friday 28th May

16.00-17.00

Join Zoom Meeting

<https://zoom.us/j/98264706905?pwd=WxFrdkdqMTRYNCtoS1FxZXB4RFZaZz09>

Meeting ID: 982 6470 6905

Passcode: 12345

Top Tips for Reading at Home



Reading with your child at home comes with a world of benefits for you and your children, and it's also perfect for quality family time. If you're not sure where to begin, we've got some tips to get you started.

Read regularly

Little and often is the best approach with young readers. Try setting aside 10 or 15 minutes of reading time each day. For some children, especially very young readers, four or five minutes of reading may be sufficient. This short time together should be enjoyable for you both.

Get comfortable

Find somewhere free from distractions. Giving your child your complete attention will help them learn how to focus and enjoy reading. Asking your child where they would like to read also helps. They may want to curl up on the floor or lounge on your lap in an armchair. Make the choice of where to read part of the reading for pleasure experience.

Be positive

While your child is reading, try not to interrupt them if they get things wrong. Let them finish a sentence or paragraph and then go back over anything you think is important. Always remember to first praise what your child did well, such as saying 'You sounded just like the tiger when you read this bit' or 'You looked really carefully at this word and used the sounds to help you work it out.'

Work it out together

Help your child think about how they could work out the meaning of unfamiliar words. Choose just one or two errors to look at and what might be the best way to solve each one. For example, try saying 'You said "lion" here, but look at the first letter "t" – that word is "tiger".' If it is clear a child is unable to solve a word, then tell them the word and point out how you would read it. For example, 'This word is "tiger". I looked at the first letter "t" to help me read it, and I can see a picture of a tiger on the page.' Showing what readers do when stuck is an effective way of helping young readers solve unfamiliar words.

Take turns

With very young readers in particular, or for children who are finding the book challenging, it can be helpful to take turns in reading sentences, paragraphs and pages. This keeps the story flowing while making sure your child gets plenty of opportunities to practise. Show your child how reading can sound like talking. Reading sentences and phrases fluently supports understanding and the development of comprehension.

Build confidence

Make sure the books you read with your child are not too difficult. When children lose the flow of a story, and find more than one in 10 words hard, they can become reluctant to read. If this happens it may be more beneficial to read the story to your child.


Read favourites

Children love to read stories they have read before. Young children in particular will read and re-read their favourites many times. Re-reading something they can read quickly and easily is just as important as facing new challenges in reading. This helps to build confidence, speed and accuracy.

Talk about the story

Talk to your child about the books you read together. Not only will this increase their enjoyment of reading, but it will also help to improve their comprehension skills.

Subtitles to kick start reading




Turning on the subtitles while children are watching television can double the chances of a child becoming good at reading. It's so brilliantly simple and can help children's literacy so much that we want to shout it from the rooftops! For more information, see www.turnonthesubtitles.org

[#TurnOnTheSubtitles](#) - thank you!

Remember students will continue to have access to their e-book library. Password and login details have been sent out via email.

Please contact the office should you have mislaid them.



Reopening guidance.

5 important steps

to help our schools
and childcare settings stay open



**Adults wear a face covering
at drop off/pick up**



**Stick to one adult
at drop off/pick up**



Adults keep 2 metres apart



Avoid car sharing



**Self-isolate if anyone in your
household has symptoms**

**For up to date information, support and advice
visit parentclub.scot**

Adults, please wear a face covering when accessing the school site.



During the last consultation, many parents expressed a preference for all adults dropping off or collecting their children to wear a mask. Your child may wish to wear a mask whilst walking to and from school but they will not be wearing them in school, or at breaktimes.

Whilst working across their bubbles, teachers will not be wearing masks. However they may choose to do so if they are travelling around the school.

We need to reduce the number of adults on the school site.

One adult only for drop off and pick up



We are fortunate to have a large and spacious site. We encourage families to ensure that as few adults as possible accompany their child to school.

Maintain social distancing.

**Adults keep
2 metres apart**



We realise that many families will not have seen each other for a significant period of time, but we urge all families to remain vigilant and **do not** congregate in groups. This includes keeping a distance from the classroom doors during drop off and pick up. Parents have limited licence to enter the school site. If you wish to speak to your child's class teacher, we ask that you make an appointment via the school office.

If possible, walk to school.

Avoid car sharing and limit use of public transport



We realise that this may not be possible for some families, especially those who travel significant distances to attend Ryefield. However, if you are local please try to avoid car sharing and walk to and from school.

We would also like to remind those parents using public transport that they must wear a face mask.

Self isolate if necessary

Self-isolate if anyone in your household has symptoms



I would like to thank the entire school community for being proactive and acting as the first line of defence. The vaccine rollout continues to give us all the confidence that better times are ahead. We urge all families to continue to monitor their children for symptoms and if necessary self-isolate.

Should a class/year group bubble be required to self-isolate, remote learning will be provided. This will be in line with the provision offered over the past two months.

Reminders for re-opening



Timings of the school day will vary for each year bubble:

Nursery am: 08.30 – 11.30

Nursery pm: 12.20 – 15.20

Reception: 08.20 – 14.50

Key Stage 1: 08.20– 14.50

Lower Key Stage 2 (Y3/4): 8.30 – 15.00

Upper Key Stage 2 (Y5/6): 8.30 – 15.10

Lunches

Children can choose to either bring a packed lunch to school, or order a hot meal/sandwich from our school kitchen. The meals are prepared on site and delivered to your child's classroom.

School meals can be purchased via ParentPay.

All children in Reception and KS1 are eligible to receive free school meals via the government's universal infant free school meal programme.

School Uniform

Parents are reminded that from 05 January students are expected to wear their **full** school uniform. The uniform is as follows:

- Boys and girls wear:
- A white polo shirt
- School jumper/cardigan
- Grey trousers, skirt or pinafore
- White socks
- Black formal school shoes (no trainers) In the summer, girls can wear a light summer dress.

In Year 5 & 6 pupils must wear a white shirt with a school tie. Ties can be bought on Parent Pay for £4.10 each, every Friday a member of staff will deliver the ties to the classrooms.

The only exception to this rule will be on the days that your child has P.E. They will be required to come to school in clothing that is suitable for P.E., ideally trainers, tracksuit bottoms, t-shirt and a hoodie or sweater, as your child may well be enjoying outdoor PE in the bracing weather associated with spring.

Your child will need to return to school with a restocked pencil case. Please ensure that you have topped up the necessary materials, which include the following:

- HB pencils,
- **KS2 only:** writing pen (friction pens are best),
- **KS2 only:** an eraser,
- a sharpener,
- highlighter,
- glue stick,
- either colouring pencils or crayola twistables.
- scissors - many children took school scissors home with them. Please replace or return.

We request no that no felt tips are to be brought to school. Currently, the school does not plan to reintroduce large bulky bags. We therefore expect children to continue to use a clear, sturdy, zippable plastic wallet ([click here to see an example](#)) with your child's name written on it.

Resources to support children on the return to school

Childline: <https://www.childline.org.uk/info-advice/school-college-and-work/school-college/school/>

Place2Be: <https://www.place2be.org.uk/our-services/services-for-schools/mental-health-resources-for-schools/return-to-school-resources/>

NSPCC <https://www.nspcc.org.uk/keeping-children-safe/away-from-home/at-school/#coronavirus>

Trauma Informed Schools UK https://6282.s3-eu-west-1.amazonaws.com/Recognising_and_responding_to_Anxiety-4+Trauma+Informed+Schools+UK.pdf

After School Clubs



With the exception of Debate Mate, all after school clubs will resume in the Summer term. If you have already paid for one of the following clubs, then your place is secure. Confirmation emails will be sent out in the near future.

Some clubs may still have limited spaces still available. Contact the school office for further information.

Monday:

- Multi-Skills Sport (Yr1 & Yr2)

- Spy Club (Yr2 & Yr3)

Tuesday

- Balance-ability (Level 1 Bikes for R & Yr1)
- Dance (Yr5 & Yr6)

Wednesday

- Multi-sports (Yr 3 & Yr4)
- DebateMate (Yr5 & Yr6)

Thursday

- Football (Yr5 & Yr6)

Friday

- Gymnastics (Yr3 & Yr4)

Ryefield Rascals



Ryefield Rascals (before and after school club) reopens on Monday 8th March, with an earlier start time of 07:20.

Due to the need for a consistent bubble of children accessing the service, spaces will need to be booked for the week, rather than individual days. We hope to be able to offer more choice in the future.

Places can be secured via ParentPay.

Term Dates

Summer term 2021

Term starts: Monday 19 April

Half term: Monday 31 May to Friday 4 June

INSET: FRIDAY 2 July (SCHOOL CLOSED TO PUPILS)

Term ends: Wednesday 21 July

Staff Prep Days: Thursday and Friday 22 + 23 July (SCHOOL CLOSED TO PUPILS)

Autumn term 2021

Staff Development Days: Wednesday 1st to Friday 3rd September 2021

Term Starts: Monday 6th September

Half Term: Monday 25th October to 29th October 2021

Term Ends: Friday 17th December 2021

Bank holidays 2021

New Year's Day: 1 January

Good Friday: 2 April

Easter Monday: 5 April

May Day Bank Holiday: 3 May

Spring Bank Holiday: 31 May

Summer Bank Holiday: 30 August

Christmas Day: Saturday 25 December

Boxing Day: Sunday 26 December

Bank Holiday: 27 December (substituted for Christmas Day)

Bank Holiday: 28 December (substituted for Boxing Day)

How to upload work to Google Classroom

How to upload photos to Google Classroom

When your child has completed the task set by the class teacher. Please take a photo and upload the photo by following these steps. This will 'hand in' the work to the class teacher.

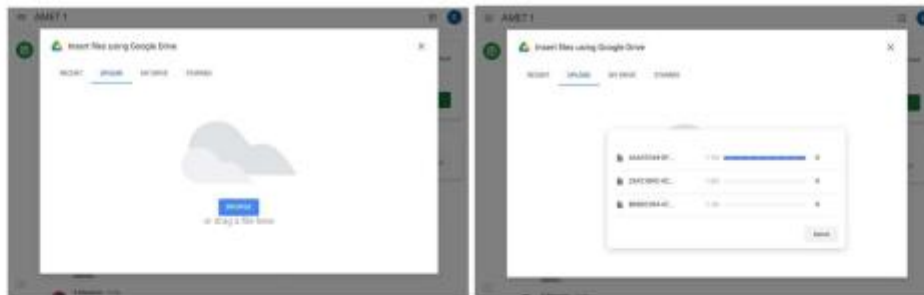
Step 1 – Click Create / Add



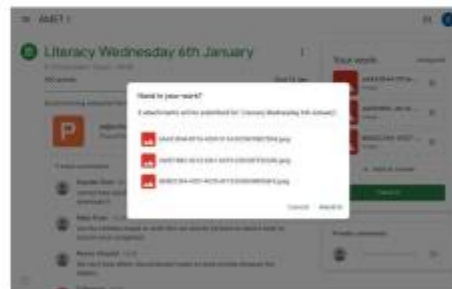
Step 2 – Click attach file



Step 3 - Select the file(s) you wish to upload



Step 4 – Hand in the work



And you are done! 😊

Access Google Classroom with a £29 Amazon Fire Stick

fire tv stick

Basic Edition



[Click here to learn how to access the resources on a Fire Stick.](#)

[Further learning resources are available from Ryefield Primary School](#)



Click [here](#) to access the online learning resources available on the school's website.