



Lateral Flow Testing

Newsletter 22/01/2021

I wanted to update you about a development in the government's response to the COVID 19 Pandemic and highlight the possible implications for your family in coming weeks.

Up to one in three people who have the virus have it without symptoms (they are asymptomatic) so could be spreading the disease unknowingly. Therefore, from Monday 25th January the Department for Education will be delivering asymptomatic testing kits for all staff working in schools. These tests will be carried out twice weekly so that any members of staff who may be carrying the virus can be identified and asked to isolate in order to control the spread of the virus.

Staff at our school who are participating in this programme will be asked to test themselves twice a week. Any staff who receive a positive result will be required to self-isolate. **This means that the bubble which they are part of will also close for a ten-day period.**

Currently this has immediate implications for every family currently accessing Key Worker provision, as they will need to have short-notice childcare options in place should they receive a message stating that their child's bubble has closed. However, there will also be broader implications should this system still be in place once schools fully reopen. We will endeavour to get this message to you by 7.30am.

I understand that this is yet another complication in an already difficult situation for us all but I sincerely hope that this development will help to identify positive cases more quickly and break the chains of transmission. This will hopefully mean that the normal life we all crave is just that little bit closer to returning.

As always if you have any questions please don't hesitate to get in contact with me via the school office.

Daily Reading support



E-book update.

The school is in the process of updating and populating each pupil's starter set of e-books. We anticipate rolling this out by the end of next week. We will send login details in advance of the portal going live.

In the meantime, the school is always here to give any child a **free** bundle of books from the school's book shed collection. These will be gifted from us to you and, unlike the home/school readers, are yours to keep forever. Just contact the school office for more information.

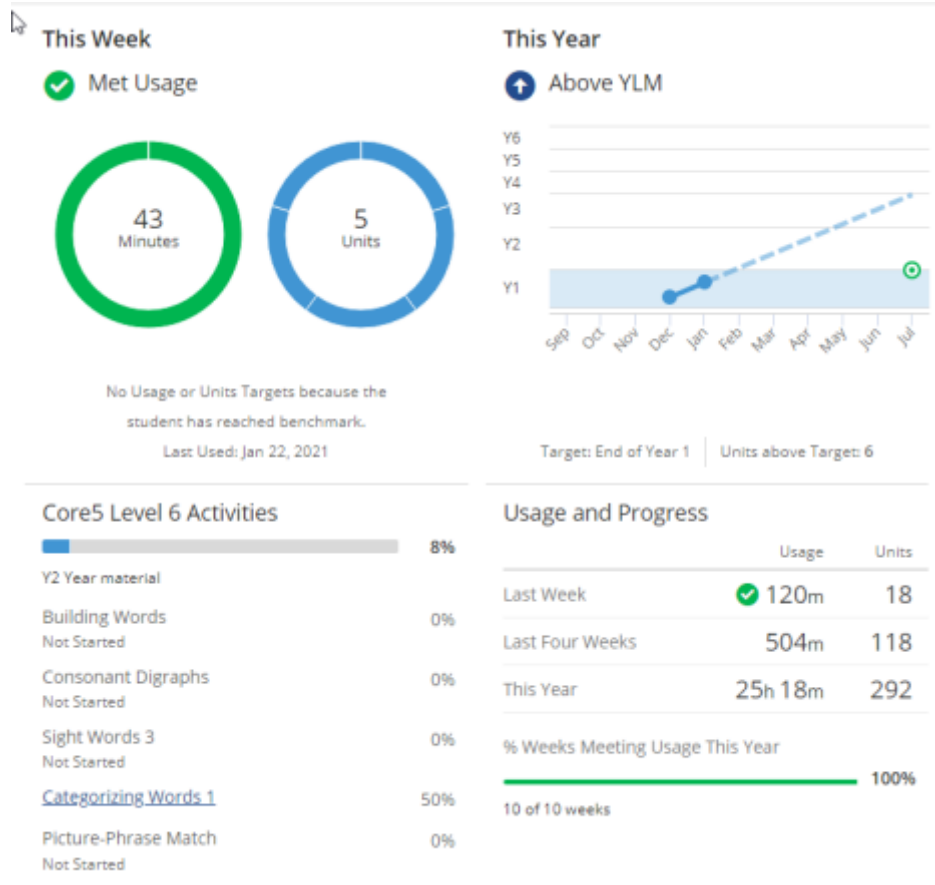
Lexia: Yr1 and Yr2



The image shows the Lexia Reading CORE5 login interface. At the top is the 'LEXIA READING CORE5' logo. Below it are two buttons: 'I'm a Student' and 'I'm an Educator'. The text 'New Haven City School District' is centered. The login area is decorated with a row of colorful illustrations including two birds, a flower, balloons, and an apple. It features a 'username' input field, a 'password' input field with a 'Show' toggle, and a 'Log In' button. Below the password field are more decorative elements: two flowers and a squirrel. At the bottom center is a small version number '2.5.82', and at the bottom right is a gear icon for settings.

A selection of children in both Year 1 and Year 2 were, prior to lockdown, using a booster programme called Lexa Core 5. These children used the website for around 20 minutes x 3 times a week. This little and often approach delivers massive gains. We are pleased to see that some children have continued to use the platform and urge all children with a Lexia login to make it part of their daily routine.

The following image shows you the progress that a Yr1 child has made just by doing 20 minutes each day, they are currently accessing materials a curriculum year above them.



1 - Example of the progress that can be made by adopting a little and often approach.

Parents will have to register their device at:

<https://www.lexiacore5.com/>

On your first use it may ask you to enter a school email address. Use the following:

ryefield.enquiries@ryefieldprimary.org.uk



From there you can login with the details that were provided to you earlier in the academic year.

Many children have all of their login details stuck into the inside cover of a homework book.

Just 20 minutes a day can make a huge difference to your child's learning.

Ryefield's daily schedule includes three live lessons, with follow up/finishing off tasks to be done after the lesson. Furthermore, we expect pupils to independently do the following:

- *Independent reading (20 minutes a day)*
 - *Times Tables practice (20 minutes a day) via [TT Rockstars](#)*
 - *Spelling practice (20 minutes a day) via [Spelling Shed](#)*
 - *Memorising, researching and mind-mapping the facts on their topic Knowledge Organisers (10 minutes a day)*
-

The school's offer exceeds government recommendations for primaries, in truth it is closer to that of secondary schools!

Protocols for learning



We realise that we are venturing into new and uncharted waters. In order to make this a smooth transition we have some protocols that we would like parents and pupils to follow. We hope that this will iron out potential disruptions to lessons and intrusions to teachers evenings and weekends with their own families.

Parent protocol

- Encourage their child to complete assigned work.
- If your child is absent due to sickness, then parents need to call the attendance line and report your student's absence.
- Within school opening hours, communicate concerns with teachers, related service staff, and/or support staff. **It is unacceptable to contact staff at the weekend or after 16.30.** Staff will respond to email enquiries within 48 hours and within office hours. Persistent offenders will have their accounts suspended. No member of staff is to be contacted via social media.
- Consider appropriate working conditions for your child(ren) to find success throughout the entire school closure period.5. Support your child(ren)'s participation and engagement in Remote Learning each day.
- Supervise younger siblings so that they do not disturb with the live lesson.
- We ask that parents refrain from recording or taking pictures of their children working online or our teachers delivering lessons. We understand and appreciate that parents want to celebrate and highlight their children's accomplishments and those of their teacher(s). Unfortunately, this may result in the unintended consequence of discouraging our staff from participating in synchronous learning due to the level of exposure and, at times, inappropriate comments that

are often posted online. Parents who are found to use their child's account to misuse the remote learning platform will find themselves (and their child) being suspended from Google Classroom.

Pupil protocol

- Pupils must log on each day and complete the work set. When they have finished the work, it should be submitted via Google Classroom or the learning platform being used for the lesson.
- Pupils must complete their designated independent tasks within the specified timescale.
- If a pupil needs support, they should contact their teacher through Google Classroom or via email. [48 office hour window for response]
- All communication with teachers and classmates must be polite and respectful.
- Pupils must not comment and access the message board during anti-social hours, e.g. posting comments and sending messages at 23:30, persistent offenders will be muted and may have their account suspended.
- Pupils must be dressed appropriately; pyjamas, dressing gowns and fancy dress are not acceptable. You will be asked to leave the lesson and instructed to change before re-joining.
- Pupils are allowed to drink during live lessons; however they are not permitted to eat.
- **Pupils will behave in the live lessons as they do in class, failure to behave will mean that they will be removed from the lesson.**

How to upload work to Google Classroom

How to upload photos to Google Classroom

When your child has completed the task set by the class teacher. Please take a photo and upload the photo by following these steps. This will 'hand in' the work to the class teacher.

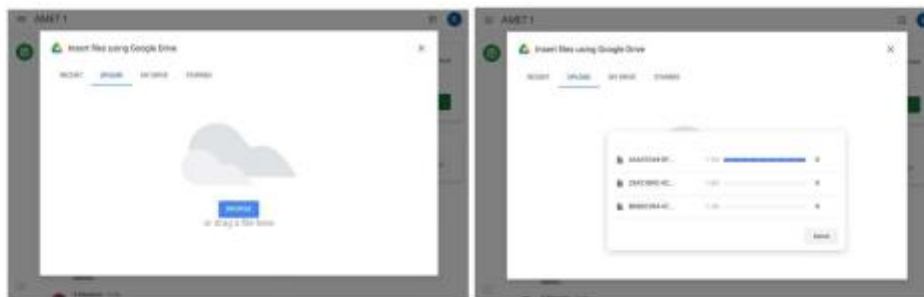
Step 1 – Click Create / Add



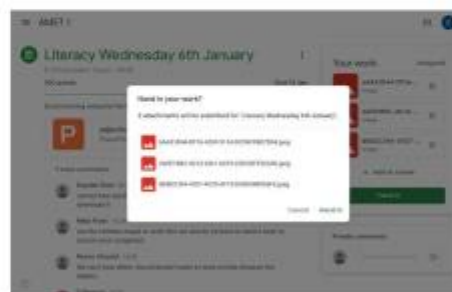
Step 2 – Click attach file



Step 3 - Select the file(s) you wish to upload



Step 4 – Hand in the work



And you are done! 😊

[Oak National Academy](#)



Our class teachers use the resources on the Oak National Academy website to support the delivery of our topics. Should you wish to supplement the literacy and numeracy sessions, parents are welcome to follow their published schedule. The sites hosts almost 10,000 free lessons and resources. Made by teachers, for every teacher and every pupil. Your teacher may direct your child to this site for independent learning task.

[Click on the link above to visit the site.](#)

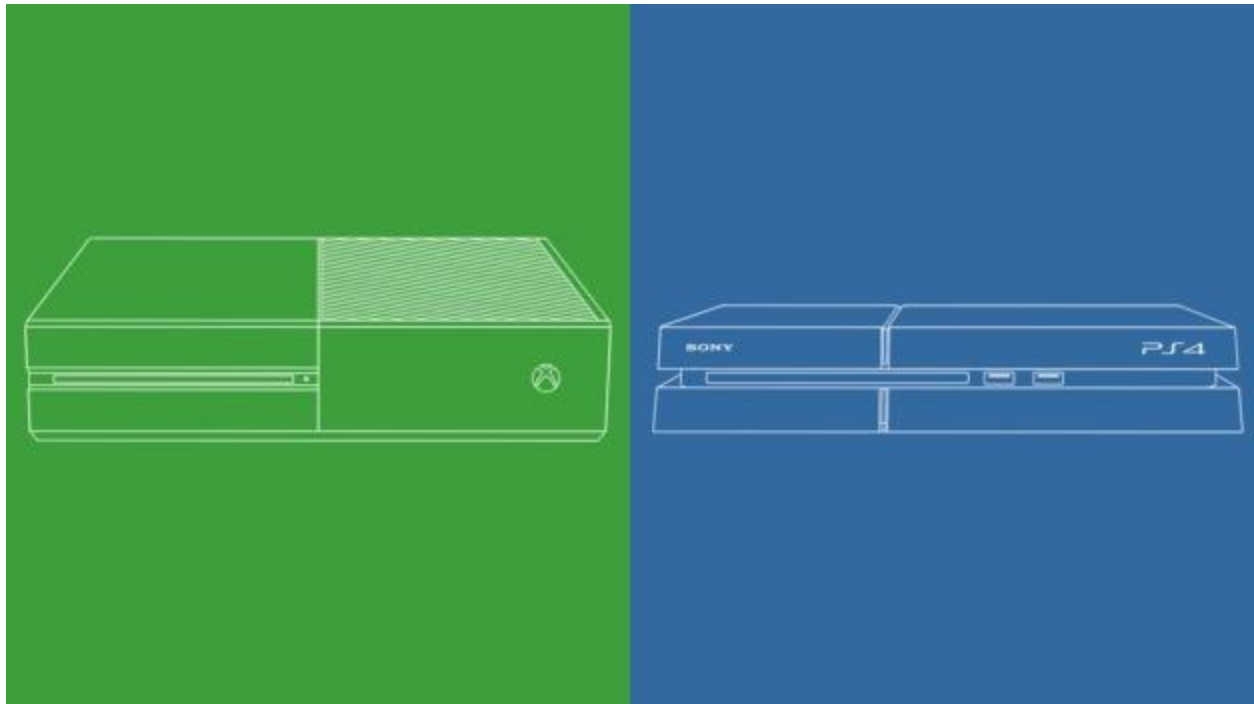
Access Google Classroom with a £29 Amazon Fire Stick

fire tv stick
Basic Edition



[Click here to learn how to access the resources on a Fire Stick.](#)

Access Google Classroom with a PS4 or Xbox One. **11,000 people have accessed our guide!**



[Click here for a link to a guide on how to access all of the resources on a games console.](#)

Nursery

Remote Learning

Nursery W/C 04/01/2021

Here is an outline of the Remote Learning for this week:

Learning Platform	Activity	Done?
Education City	Literacy - How to Build a Snowman	
	Maths - Ten by ten - Count to 10	
	Maths - Count the objects on the Snowman	
	Science - Rain or Shine	
Google Classroom - Where's My Teddy?	Literacy - 'Where's my Teddy?' by Jez Alborough	
	Maths - Counting using 1:1 correspondence	
	Communication & Language - Rhyming Basket	
	Communication & Language - Positional Language Game	
	Expressive Arts & Design - Teddy craft	
Google Classroom - Phonics: Sound Discrimination	Select a different activity each day	
Google Classroom - Additional Materials	Colouring/ Tracing/ design a teddy	
Google Classroom - Daily Story Time	Daily Story Time with Mrs McGee/ Miss Sheppard	

Please upload any photos of activities and work that you complete with your children to google classroom. I would love to see what your children have been learning at home.

These are challenging times for everyone, remember the 'little and often' approach when working with young children. Don't expect children to be able to concentrate for long periods of time and I can't remind you enough that children LEARN THROUGH PLAY. Quality play is so important, make all of the activities as play based as possible, this will engage and excite your child, this way they'll have fun and won't even realise they're learning.

I have included a range of activities, some require more adult involvement than others. It is important to give your child a range of learning experiences throughout the day, some adult directed, some supported and some independent. This variety helps your child's development. You will find things that need lots of direction initially will shift to become more independent activities over time, as this happens, you can increase the challenge and expectations.

These will be posted on Google Classroom at the beginning of each week:

- Recorded Powerpoint of directed tasks - includes Literacy, Maths, CL & EAD activities
- Daily phonics activities - focussing on listening skills/ rhythm/ rhyme/ alliteration
- Activities set on Education City - Literacy, Maths, Science (dependent on theme of the week)
- Colouring Sheets & counting Sheets
- Fine Motor / pencil control sheets (linked to weekly theme)
- Daily Story Time Videos - from Mrs McGee/Miss Sheppard will be posted and a PE activity on a Thursday

Reception

[

Learning Platform	Activity	Done?
Education City	Literacy - Going Spare (matching letters and sounds)	
	Maths - Jack in the Box (recognising numbers to 20)	
	Science- The final snowdown	
Google Classroom	Monday - Literacy - Polar Regions	
	Tuesday - Maths - Ordering Numbers	
	Wednesday - C&L - Environments	
	Thursday - Literacy - Penguins	
	Friday - Maths - Missing Number	
Google Classroom - Phonics: RWI	Daily phonics videos	
Google Classroom - Daily Story Time	Daily Story Time with Miss Cullum, Mrs Simmons, Mrs Drinkwater and Miss Lount	

Please upload any photos of activities and work that you complete with your children to google classroom. We would love to see what your children have been learning at home. These are challenging times for everyone, remember the 'little and often' approach when working with young children.

Don't expect children to be able to concentrate for long periods of time and we can't remind you enough that **children LEARN THROUGH PLAY**. Quality play is so important, make all of the activities as play based as possible, this will engage and excite your child, this way they'll have fun and won't even realise they're learning.

We have included a range of activities, some require more adult involvement than others. It is important to give your child a range of learning experiences throughout the day, some adult directed, some supported and some independent. This variety helps your child's development. You will find things that need lots of direction initially will shift to become more independent activities over time, as this happens, you can increase the challenge and expectations.

If you have any questions or concerns please email us directly:

- hsimmons@ryefieldprimary.org.uk
- adrinkwater@ryefieldprimary.org.uk
- scullum@ryefieldprimary.org.uk

Stay Safe and see you all soon!

Reception Team

Year 1

Year 1 - Live lesson timetable

	9.00 - 9.10am	9.10 - 10.10am	10.10 - 10.30am	10.35 - 10.45am	10.45 - 11.45am	12.00 - 1.00pm	1.00 - 1.15pm	1.15pm onwards
Monday	Log in/ Register	Literacy	Break	Log in/ Register	Maths	Break/Lunchtime	Log in/ Register	Story & directed tasks
Tuesday	Log in/ Register	Literacy		Log in/ Register	Maths		PE - see links on Google Classroom No 'Live lessons'	
Wednesday	Log in/ Register	Literacy		Log in/ Register	Maths		Log in/ Register	Story & directed tasks
Thursday	Log in/ Register	Literacy		Log in/ Register	Maths		Log in/ Register	Story & directed tasks
Friday	Log in/ Register	Literacy		Log in/ Register	Maths		Log in/ Register	Story & directed tasks

Directed tasks - The class teacher will instruct your child to complete an independent task based on either - Science, Geography, History, Art, PSHE etc and this time should also be used to watch the Read Write Inc. (RWI) lesson. The work should then be uploaded to Google Classroom.

* Also available via Google Classroom:- Information for parents. In this area we will add any useful information e.g. 'How to upload photos to Google Classroom' - Useful Resources. This area contains

additional resources to support your child's learning e.g. 'Word mat', 'Number-lines', 'Lined/Squared paper printables'. We will add any extra resources we may think are useful as time progresses.

* Each week there will also be a new Education City task and a new set of spellings on Spelling Shed for your child to learn. This is continuation of the work set each week as homework - before Christmas.

* PE lesson activities can be found under each 'Lockdown week'. They are dated and information is attached within that sub-heading.

Please ensure your child logs in on time and if you are having issues please let us know and we will do our best to assist you. The afternoon sessions will be live for the first half hour or so when the class teacher will read a story and introduce the directed tasks. After they have introduced the task, your child will be required to carry out the tasks themselves.

Year 2

Year 2 - Live lesson timetable

	9.00 - 9.10am	9.10 - 10.10am	10.10 - 10.30am	10.35 - 10.45am	10.45 - 11.45am	12.00 - 1.00pm	1.00 - 1.15pm	1.15pm - 3.00
Monday	Log in/ Register	Literacy	Break	Log in/ Register	Maths	Break/Lunchtime	PE - see links on Google Classroom No 'Live lessons'	
Tuesday	Log in/ Register	Literacy		Log in/ Register	Maths		Log in/ Register	Story & directed tasks
Wednesday	Log in/ Register	Literacy		Log in/ Register	Maths		Log in/ Register	Story & directed tasks
Thursday	Log in/ Register	Literacy		Log in/ Register	Maths		Log in/ Register	Story & directed tasks
Friday	Log in/ Register	Literacy		Log in/ Register	Maths		Log in/ Register	Story & directed tasks

Directed tasks – The class teacher will instruct your child to complete an independent task based on either – Science, Geography, History, Art, PSHE etc and this time should also be used to watch the Read Write Inc. (RWI) phonic lesson. The work should then be uploaded to Google Classroom.

Year 3

Year 3 - Online lesson delivery.

Year 3	9-9.10	9.10 -10.10	Break	10:35	10.45 - 11.45	Lunch	1-1.10	1.10 - 1.35
Mon	Log on and reg	LITERACY		Log on and Reg	Numeracy		Log on and Reg	SCIENCE Story @2.30
Tues		LITERACY			Numeracy			SCIENCE Story @2.30
Wed		LITERACY			Numeracy			PPA - PSHE + P.E via Joe Wicks
Thur		LITERACY			Numeracy			GUIDED READING SPaG Story @2.30
Fri		LITERACY			Numeracy			ART Story @2.30

Please upload photos of any of the work you complete on google classroom.

We will be starting with our Science topic which is Rocks and Soils before moving onto our Geography topic. This should give you time to do any extra research you may wish to do. We will continue to add a few extra resources onto google classroom for you to use and complete if you feel you would like some extra activities to do. There will also be activities on Education City and don't forget keep on top of your tables on TTRS.

Year 4

K52	9-9.10	9.10 -10.10		10:50	11.00 - 12.00		1-1.10	1.10 - 1.35	
Mon	Log on And reg	Mr White delivers LITERACY		Log on And reg	Mr Brill delivers Numeracy		Log on And reg	Mr White reads to Year group And directs pm task. GEOGRAPHY	
Tues	Log on And reg	Mr White delivers LITERACY		Log on And reg	Mr Brill delivers Numeracy		Log on And reg	Mr Brill reads to Year group And directs pm task. SCIENCE	
Wed	Log on And reg	Mr White delivers LITERACY			Mr Brill delivers Numeracy		Log on And reg	Offline learning -Computing Via Education city + P.E via Focus-Fit	
Thur	Log on And reg	Mr White delivers LITERACY			Mr Brill delivers Numeracy		Log on And reg	Mr White reads to Year group And directs pm task. R.E	
Fri	Log on And reg	Mr White delivers LITERACY			Mr Brill delivers Numeracy		Log on And reg	Mr Brill reads to Year group And directs pm task. ART	

Year 4 will teach remotely via Google meet. The links will be posted daily before each lesson starts. We will be using a mix of live flip-charts, PowerPoint, mymaths, Oak academy and education city to facilitate a weekly timetable that closely reflects the one Year 4 undertook whilst at school.

We will post the necessary worksheets for each lesson the day before giving you ample time to find and print. (If you are able). The worksheets we post are to be completed in the 'live' lesson and not prior. The set tasks can be completed on sheets of plain or lined paper and the online sheets used for reference.

Year 5

Year 5 Remote learning timetable – January 2021

Day	9am – 9.10am	9.10am – 10.10am	10.10am – 10.30am	10.35am – 10.45am	10.45am – 11.45am	12pm – 1pm	1pm – 1.15pm	1.15pm	1.30pm Topic – science/History/ Geography
Monday	Log on to Google classroom/google meet & registration	Maths P – Mrs Thornhill F – Mrs Mander	Break	Log on to Google classroom/google meet & registration	Literacy/PoR P – Mrs Thornhill F – Mrs Mander Mrs Hope's group	Lunch	Log on to Google classroom/google meet & registration	Story session & directed task	Topic & directed independent task
Tuesday	Log on to Google classroom/google meet & registration	Maths P – Mrs Thornhill F – Mrs Mander	Break	Log on to Google classroom/google meet & registration	Literacy/PoR P – Mrs Thornhill F – Mrs Mander Mrs Hope's group	Lunch	Log on to Google classroom/google meet & registration	Story session & directed task	Topic & directed independent task
Wednesday	Log on to Google classroom/google meet & registration	Maths P – Mrs Thornhill F – Mrs Mander	Break	Log on to Google classroom/google meet & registration	Literacy/PoR P – Mrs Thornhill F – Mrs Mander Mrs Hope's group	Lunch	Log on to Google classroom/google meet & registration	Story session & directed task	Topic & directed independent task
Thursday	Log on to Google classroom/google meet & registration	Maths P – Mrs Thornhill F – Mrs Mander	Break	Log on to Google classroom/google meet & registration	Literacy/PoR P – Mrs Thornhill F – Mrs Mander Mrs Hope's group	Lunch	Log on to Google classroom/google meet & registration	Story session & directed task	Topic & directed independent task
Friday	Log on to Google classroom/google meet & registration	Maths P – Mrs Thornhill F – Mrs Mander	Break	Log on to Google classroom/google meet & registration	Literacy/PoR P – Mrs Thornhill F – Mrs Mander Mrs Hope's group	Lunch	Log on to Google classroom/google meet & registration	Story session & directed task	Independent work – Joe Wickes (You Tube/PE) Ed City – (Science Content)

Year 5 teachers will be using 'Google Meet' and sending individual classes invites to join for each session, all work will be uploaded on to 'Google classroom'. Children will also be expected to use sites such as My Maths and Education City.

Year 6

Year 6 2020/2021

	9.00 – 10.10	Break	10.45 – 11.55am	Lunch 12.00 – 1.00	1.00- 1.25	1.30
Monday	Literacy		Mathematics		Class Book	Topic/Science
Tuesday	Literacy		Mathematics		Class Book	Topic/Science
Wednesday	Literacy		Mathematics		Class Book	Topic/Science
Thursday	Literacy		Mathematics		Class Book	Topic/Science
Friday	Literacy Vocabulary Spelling Test		Mathematics		Class Book	Topic/Science

Your child will join the English and Maths group that they were set in school. Each group has its own classroom. At the designated time they need to click the link at the top of the classroom and join their teacher and their classmates.

The afternoon session will be based in their registration classes; they should click the link at the top for their class: Curie or Churchill.

[Further learning resources are available from Ryefield Primary School](#)



Click [here](#) to access the online learning resources available on the school's website.